


**"dude,**

**look...gnarly view!"**




Throughout the world, coastal urban areas like the Embarcadero in San Francisco can accommodate a 1.4 meter rise in sea level without flooding. Flooding will occur however, when storm activity and high water happen simultaneously. Sea level rise, storm surge, high winds and El Nino events will cause flooding before coastal areas are permanently inundated by sea level rise alone.

So what can be done to address seasonal flooding without impacting access to the water when storm surge is not a threat?



This proposal is a retractable surge barrier that protects the urban edge and preserves the view to the water when flooding is not a threat. In response to storm conditions, the barriers automatically move into position from below grade ports. Once in place, projectors display footage of extreme surfing on the barrier surface to lift people's spirits and awareness of the environment.



**Photovoltaic paint on steel plate structure provides power to the barrier system**

**LCD projectors display video of extreme surfing to give inspiration during rough storms by illustrating man's courage in facing big surf**


**Retractable surge barriers with projection screen surface**

**Below grade equipment room with access panels in sidewalk**

**Battery storage**

**Electric motors with sensors lift or lower barriers in response to the weather**

**Sea wall to help disperse wave energy**



▲ 1.4 M ▼

#71416D